



GC

Drew Marine

Chemwatch: 24-0197

Version No: 2.1.1.1

Safety Data Sheet according to OSHA HazCom Standard (2012) requirements

Chemwatch Hazard Alert Code: 4

Issue Date: 01/01/2013

Print Date: 12/10/2014

Initial Date: Not Available

S.GHS.USA.EN

SECTION 1 IDENTIFICATION OF THE SUBSTANCE / MIXTURE AND OF THE COMPANY / UNDERTAKING

Product Identifier

Product name	GC
Chemical Name	Not Applicable
Proper shipping name	Sodium hydroxide solution
Chemical formula	Not Applicable
Other means of identification	Not Available
CAS number	Not Applicable

Relevant identified uses of the substance or mixture and uses advised against

Relevant identified uses	Use according to manufacturer's directions.
--------------------------	---

Details of the manufacturer/importer

Registered company name	Drew Marine
Address	100 South Jefferson Road Whippany 07981 NJ United States
Telephone	973 526-5700.
Fax	Not Available
Website	Not Available
Email	Not Available

Emergency telephone number

Association / Organisation	Not Available
Emergency telephone numbers	The numbers below are for EMERGENCY USE ONLY. Use the corporate number above for all other calls.
Other emergency telephone numbers	CHEMWATCH: From within the US and CANADA: 1 877-715-9305 OR call + 613 9573 3112. From outside the US and Canada: + 800 2436 2255 (+800 CHEMCALL) or +613 9573 3112

CHEMWATCH EMERGENCY RESPONSE

Primary Number	Alternative Number 1	Alternative Number 2
877 715 9305	+612 9186 1132	Not Available

Once connected and if the message is not in your preferred language then please dial 01

Una vez conectado y si el mensaje no está en su idioma preferido, por favor marque 02

SECTION 2 HAZARDS IDENTIFICATION

Classification of the substance or mixture

GHS Classification	Metal Corrosion Category 1, Acute Toxicity (Oral) Category 4, Skin Corrosion/Irritation Category 1A, Serious Eye Damage Category 1
--------------------	--

Label elements

GHS label elements	
--------------------	--

SIGNAL WORD DANGER

Hazard statement(s)

H290	May be corrosive to metals
H302	Harmful if swallowed
H314	Causes severe skin burns and eye damage

Continued...

GC

H318	Causes serious eye damage
------	---------------------------

Supplementary statement(s)

Not Applicable

Precautionary statement(s): Prevention

P260	Do not breathe dust/fume/gas/mist/vapours/spray.
P280	Wear protective gloves/protective clothing/eye protection/face protection.
P234	Keep only in original container.
P270	Do not eat, drink or smoke when using this product.

Precautionary statement(s): Response

P301+P330+P331	IF SWALLOWED: Rinse mouth. Do NOT induce vomiting.
P303+P361+P353	IF ON SKIN (or hair): Take off immediately all contaminated clothing. Rinse skin with water/shower.
P305+P351+P338	IF IN EYES: Rinse cautiously with water for several minutes. Remove contact lenses, if present and easy to do. Continue rinsing.
P310	Immediately call a POISON CENTER/doctor/physician/first aider
P363	Wash contaminated clothing before reuse.
P390	Absorb spillage to prevent material damage.
P301+P312	IF SWALLOWED: Call a POISON CENTER/doctor/physician/first aider/if you feel unwell.
P304+P340	IF INHALED: Remove person to fresh air and keep comfortable for breathing.

Precautionary statement(s): Storage

P405	Store locked up.
------	------------------

Precautionary statement(s): Disposal

P501	Dispose of contents/container to authorised chemical landfill or if organic to high temperature incineration
------	--

SECTION 3 COMPOSITION / INFORMATION ON INGREDIENTS**Substances**

See section below for composition of Mixtures

Mixtures

CAS No	%[weight]	Name
1310-73-2	50-60	sodium hydroxide
		Note: Manufacturer has supplied full ingredient
		information to allow CHEMWATCH assessment.

Note: Manufacturer has supplied full ingredient information to allow CHEMWATCH assessment.

SECTION 4 FIRST AID MEASURES**Description of first aid measures**

Eye Contact	<p>If this product comes in contact with the eyes:</p> <ul style="list-style-type: none"> ▶ Immediately hold eyelids apart and flush the eye continuously with running water. ▶ Ensure complete irrigation of the eye by keeping eyelids apart and away from eye and moving the eyelids by occasionally lifting the upper and lower lids. ▶ Continue flushing until advised to stop by the Poisons Information Centre or a doctor, or for at least 15 minutes. ▶ Transport to hospital or doctor without delay. ▶ Removal of contact lenses after an eye injury should only be undertaken by skilled personnel.
Skin Contact	<p>If skin or hair contact occurs:</p> <ul style="list-style-type: none"> ▶ Immediately flush body and clothes with large amounts of water, using safety shower if available. ▶ Quickly remove all contaminated clothing, including footwear. ▶ Wash skin and hair with running water. Continue flushing with water until advised to stop by the Poisons Information Centre. ▶ Transport to hospital, or doctor.
Inhalation	<ul style="list-style-type: none"> ▶ If fumes or combustion products are inhaled remove from contaminated area. ▶ Lay patient down. Keep warm and rested. ▶ Prostheses such as false teeth, which may block airway, should be removed, where possible, prior to initiating first aid procedures. ▶ Apply artificial respiration if not breathing, preferably with a demand valve resuscitator, bag-valve mask device, or pocket mask as trained. Perform CPR if necessary. ▶ Transport to hospital, or doctor, without delay. ▶ Inhalation of vapours or aerosols (mists, fumes) may cause lung oedema. ▶ Corrosive substances may cause lung damage (e.g. lung oedema, fluid in the lungs). ▶ As this reaction may be delayed up to 24 hours after exposure, affected individuals need complete rest (preferably in semi-recumbent posture) and must be kept under medical observation even if no symptoms are (yet) manifested. ▶ Before any such manifestation, the administration of a spray containing a dexamethasone derivative or beclomethasone derivative may be considered. <p>This must definitely be left to a doctor or person authorised by him/her. (ICSC13719)</p>
Ingestion	<ul style="list-style-type: none"> ▶ For advice, contact a Poisons Information Centre or a doctor at once. ▶ Urgent hospital treatment is likely to be needed. ▶ If swallowed do NOT induce vomiting. ▶ If vomiting occurs, lean patient forward or place on left side (head-down position, if possible) to maintain open airway and prevent aspiration. ▶ Observe the patient carefully. ▶ Never give liquid to a person showing signs of being sleepy or with reduced awareness; i.e. becoming unconscious.

Continued...

- ▶ Give water to rinse out mouth, then provide liquid slowly and as much as casualty can comfortably drink.
- ▶ Transport to hospital or doctor without delay.

Indication of any immediate medical attention and special treatment needed

Treat symptomatically.

For acute or short-term repeated exposures to highly alkaline materials:

- ▶ Respiratory stress is uncommon but present occasionally because of soft tissue edema.
- ▶ Unless endotracheal intubation can be accomplished under direct vision, cricothyroidotomy or tracheotomy may be necessary.
- ▶ Oxygen is given as indicated.
- ▶ The presence of shock suggests perforation and mandates an intravenous line and fluid administration.
- ▶ Damage due to alkaline corrosives occurs by liquefaction necrosis whereby the saponification of fats and solubilisation of proteins allow deep penetration into the tissue.

Alkalis continue to cause damage after exposure.

INGESTION:

- ▶ Milk and water are the preferred diluents

No more than 2 glasses of water should be given to an adult.

- ▶ Neutralising agents should never be given since exothermic heat reaction may compound injury.

* Catharsis and emesis are absolutely contra-indicated.

* Activated charcoal does not absorb alkali.

* Gastric lavage should not be used.

Supportive care involves the following:

- ▶ Withhold oral feedings initially.
- ▶ If endoscopy confirms transmucosal injury start steroids only within the first 48 hours.
- ▶ Carefully evaluate the amount of tissue necrosis before assessing the need for surgical intervention.
- ▶ Patients should be instructed to seek medical attention whenever they develop difficulty in swallowing (dysphagia).

SKIN AND EYE:

- ▶ Injury should be irrigated for 20-30 minutes.

Eye injuries require saline. [Ellenhorn & Barceloux: Medical Toxicology]

SECTION 5 FIREFIGHTING MEASURES

Extinguishing media

The product contains a substantial proportion of water, therefore there are no restrictions on the type of extinguishing media which may be used. Choice of extinguishing media should take into account surrounding areas. Though the material is non-combustible, evaporation of water from the mixture, caused by the heat of nearby fire, may produce floating layers of combustible substances.

In such an event consider:

- ▶ foam.
- ▶ dry chemical powder.
- ▶ carbon dioxide.

Special hazards arising from the substrate or mixture

Fire Incompatibility	None known.
----------------------	-------------

Advice for firefighters

Fire Fighting

- ▶ Alert Fire Brigade and tell them location and nature of hazard.
- ▶ Wear full body protective clothing with breathing apparatus.
- ▶ Prevent, by any means available, spillage from entering drains or water course.
- ▶ Use fire fighting procedures suitable for surrounding area.
- ▶ **Do not approach containers suspected to be hot.**
- ▶ Cool fire exposed containers with water spray from a protected location.
- ▶ If safe to do so, remove containers from path of fire.
- ▶ Equipment should be thoroughly decontaminated after use.

Fire/Explosion Hazard

- ▶ Combustible.
 - ▶ Slight fire hazard when exposed to heat or flame.
 - ▶ Heating may cause expansion or decomposition leading to violent rupture of containers.
 - ▶ On combustion, may emit toxic fumes of carbon monoxide (CO).
 - ▶ May emit acrid smoke.
 - ▶ Mists containing combustible materials may be explosive.
- Combustion products include:, carbon dioxide (CO2), other pyrolysis products typical of burning organic materialMay emit corrosive fumes.

SECTION 6 ACCIDENTAL RELEASE MEASURES

Personal precautions, protective equipment and emergency procedures

Minor Spills

- ▶ Drains for storage or use areas should have retention basins for pH adjustments and dilution of spills before discharge or disposal of material.
- ▶ Check regularly for spills and leaks.
- ▶ Clean up all spills immediately.
- ▶ Avoid breathing vapours and contact with skin and eyes.
- ▶ Control personal contact with the substance, by using protective equipment.
- ▶ Contain and absorb spill with sand, earth, inert material or vermiculite.
- ▶ Wipe up.
- ▶ Place in a suitable, labelled container for waste disposal.

Major Spills

- ▶ Clear area of personnel and move upwind.
- ▶ Alert Fire Brigade and tell them location and nature of hazard.
- ▶ Wear full body protective clothing with breathing apparatus.
- ▶ Prevent, by any means available, spillage from entering drains or water course.
- ▶ Stop leak if safe to do so.
- ▶ Contain spill with sand, earth or vermiculite.
- ▶ Collect recoverable product into labelled containers for recycling.
- ▶ Neutralise/decontaminate residue (see Section 13 for specific agent).
- ▶ Collect solid residues and seal in labelled drums for disposal.
- ▶ Wash area and prevent runoff into drains.
- ▶ After clean up operations, decontaminate and launder all protective clothing and equipment before storing and re-using.

► If contamination of drains or waterways occurs, advise emergency services.

Personal Protective Equipment advice is contained in Section 8 of the MSDS.

SECTION 7 HANDLING AND STORAGE

Precautions for safe handling

Safe handling	<ul style="list-style-type: none"> ► DO NOT allow clothing wet with material to stay in contact with skin ► Avoid all personal contact, including inhalation. ► Wear protective clothing when risk of exposure occurs. ► Use in a well-ventilated area. ► WARNING: To avoid violent reaction, ALWAYS add material to water and NEVER water to material. ► Avoid smoking, naked lights or ignition sources. ► Avoid contact with incompatible materials. ► When handling, DO NOT eat, drink or smoke. ► Keep containers securely sealed when not in use. ► Avoid physical damage to containers. ► Always wash hands with soap and water after handling. ► Work clothes should be laundered separately. Launder contaminated clothing before re-use. ► Use good occupational work practice. ► Observe manufacturer's storage and handling recommendations contained within this MSDS. ► Atmosphere should be regularly checked against established exposure standards to ensure safe working conditions are maintained.
Other information	<ul style="list-style-type: none"> ► Store in original containers. ► Keep containers securely sealed. ► Store in a cool, dry, well-ventilated area. ► Store away from incompatible materials and foodstuff containers. ► Protect containers against physical damage and check regularly for leaks. ► Observe manufacturer's storage and handling recommendations contained within this MSDS. ► DO NOT store near acids, or oxidising agents ► No smoking, naked lights, heat or ignition sources.

Conditions for safe storage, including any incompatibilities

Suitable container	<ul style="list-style-type: none"> ► DO NOT use aluminium, galvanised or tin-plated containers ► Lined metal can, lined metal pail/ can. ► Plastic pail. ► Polyliner drum. ► Packing as recommended by manufacturer. ► Check all containers are clearly labelled and free from leaks. <p>For low viscosity materials</p> <ul style="list-style-type: none"> ► Drums and jerricans must be of the non-removable head type. ► Where a can is to be used as an inner package, the can must have a screwed enclosure. <p>For materials with a viscosity of at least 2680 cSt. (23 deg. C) and solids (between 15 C deg. and 40 deg C.):</p> <ul style="list-style-type: none"> ► Removable head packaging; ► Cans with friction closures and ► low pressure tubes and cartridges <p>may be used.</p> <p>-</p> <p>Where combination packages are used, and the inner packages are of glass, porcelain or stoneware, there must be sufficient inert cushioning material in contact with inner and outer packages unless the outer packaging is a close fitting moulded plastic box and the substances are not incompatible with the plastic.</p>
Storage incompatibility	<p>Sodium hydroxide/ potassium hydroxide:</p> <ul style="list-style-type: none"> ► reacts with water evolving heat and corrosive fumes ► reacts violently with acids, trans-acetylene dichloride, aminotetrazole, p-bis(1,3-dibromoethyl), benzene, bromoform, halogenated compounds, nitrogen-containing compounds, organic halogens, chlorine dioxide ((explodes), chloroform, cresols, cyclopentadiene, 4-chloro-2-methylphenol, cis-dichloroethylene, 2,2-dichloro-3,3-dimethylbutane, ethylene chlorohydrin, germanium, iodine pentafluoride, maleic anhydride, p-nitrotoluene, nitrogen trichloride, o-nitrophenol, phosphonium iodide, potassium peroxodisulfate, propylene oxide, 1,2,4,5-tetrachlorobenzene (highly toxic substance is forme), 2,2,3,3-tetrafluoro-1-propanol, tetrahydrofuran, thorium dicarbide, trichloroethanol, 2,4,6-trinitrotoluene, vinyl acetate ► reacts with fluorine, nitroalkanes, (forming explosive compounds) ► incompatible with acetic acid, acetaldehyde, acetic anhydride, acrolein, acrylonitrile, allyl chloride, organic anhydride, acrylates, alcohols, aldehydes, alkylene oxides, substituted allyls, ammonium chloroplatinate, benzanthrone, bromine, benzene-1,4-diol, carbon dioxide, cellulose nitrate, chlorine trifluoride, 4-chlorobutyronitrile, chlorohydrin, chloronitrotoluenes, chlorosulfonic acid, cinnamaldehyde, caprolactam solution, chlorocresols, 1,2-dichloroethylene, epichlorohydrin, ethylene cyanohydrin, formaldehyde (forms formic acid and flammable hydrogen gas), glycols, glyoxal, hexachloroplatinate, hydrogen sulfide, hydroquinone, iron-silicon, isocyanates, ketones, methyl azide, 4-methyl-2-nitrophenol, mineral acids (forming corresponding salt), nitrobenzene, N-nitrosohydroxylamine, nitrates pentol, phenols, phosphorus, phosphorus pentaoxide, beta-propiolactone, sodium, sulfur dioxide, tetrahydroborate, 1,1,1,2-tetrachloroethane, 2,2,2-trichloroethanol, trichloronitromethane, zirconium ► ignites on contact with cinnamaldehyde or zinc and reacts explosively with a mixture of chloroform and methane ► forms heat-, friction-, and/ or shock-sensitive- explosive salts with nitro-compounds, cyanogen azide, 3-ethyl-4-hydroxy-1,2,5-oxadiazole, 3-methyl-2-penten-4-yn-1-ol, N,N'-bis(2,2,2-trinitroethyl)urea, trichloroethylene (forms dichloroacetylene) ► increase the explosive sensitivity of nitromethane ► attacks some plastics, rubber, coatings and metals: aluminium, tin, zinc, etc, and their alloys, producing flammable hydrogen gas <p>► Avoid strong acids, acid chlorides, acid anhydrides and chloroformates.</p> <p>► Avoid contact with copper, aluminium and their alloys.</p>

PACKAGE MATERIAL INCOMPATIBILITIES

Not Available

SECTION 8 EXPOSURE CONTROLS / PERSONAL PROTECTION

Control parameters

OCCUPATIONAL EXPOSURE LIMITS (OEL)

INGREDIENT DATA

Continued...

GC







Source	Ingredient	Material name	TWA	STEL	Peak	Notes
US OSHA Permissible Exposure Levels (PELs) - Table Z1	sodium hydroxide	Sodium hydroxide	2 mg/m ³	Not Available	Not Available	Not Available
US ACGIH Threshold Limit Values (TLV)	sodium hydroxide	Sodium hydroxide	Not Available	Not Available	2 mg/m ³	TLV® Basis: URT, eye, & skin irr
US NIOSH Recommended Exposure Limits (RELs)	sodium hydroxide	Caustic soda, Lye, Soda lye, Sodium hydrate	Not Available	Not Available	2 mg/m ³	Not Available

EMERGENCY LIMITS

Ingredient	TEEL-0	TEEL-1	TEEL-2	TEEL-3
GC	Not Available	Not Available	Not Available	Not Available

Ingredient	Original IDLH	Revised IDLH
sodium hydroxide	250 mg/m ³	10 mg/m ³

Exposure controls

Appropriate engineering controls	Engineering controls are used to remove a hazard or place a barrier between the worker and the hazard. Well-designed engineering controls can be highly effective in protecting workers and will typically be independent of worker interactions to provide this high level of protection. The basic types of engineering controls are: Process controls which involve changing the way a job activity or process is done to reduce the risk. Enclosure and/or isolation of emission source which keeps a selected hazard "physically" away from the worker and ventilation that strategically "adds" and "removes" air in the work environment. Ventilation can remove or dilute an air contaminant if designed properly. The design of a ventilation system must match the particular process and chemical or contaminant in use. Employers may need to use multiple types of controls to prevent employee overexposure.										
	Local exhaust ventilation usually required. If risk of overexposure exists, wear approved respirator. Correct fit is essential to obtain adequate protection. Supplied-air type respirator may be required in special circumstances. Correct fit is essential to ensure adequate protection. An approved self contained breathing apparatus (SCBA) may be required in some situations. Provide adequate ventilation in warehouse or closed storage area. Air contaminants generated in the workplace possess varying "escape" velocities which, in turn, determine the "capture velocities" of fresh circulating air required to effectively remove the contaminant.										
	<table><tr><td>Type of Contaminant:</td><td>Air Speed:</td></tr><tr><td>solvent, vapours, degreasing etc., evaporating from tank (in still air).</td><td>0.25-0.5 m/s (50-100 f/min.)</td></tr><tr><td>aerosols, fumes from pouring operations, intermittent container filling, low speed conveyer transfers, welding, spray drift, plating acid fumes, pickling (released at low velocity into zone of active generation)</td><td>0.5-1 m/s (100-200 f/min.)</td></tr><tr><td>direct spray, spray painting in shallow booths, drum filling, conveyer loading, crusher dusts, gas discharge (active generation into zone of rapid air motion)</td><td>1-2.5 m/s (200-500 f/min.)</td></tr><tr><td>grinding, abrasive blasting, tumbling, high speed wheel generated dusts (released at high initial velocity into zone of very high rapid air motion).</td><td>2.5-10 m/s (500-2000 f/min.)</td></tr></table>	Type of Contaminant:	Air Speed:	solvent, vapours, degreasing etc., evaporating from tank (in still air).	0.25-0.5 m/s (50-100 f/min.)	aerosols, fumes from pouring operations, intermittent container filling, low speed conveyer transfers, welding, spray drift, plating acid fumes, pickling (released at low velocity into zone of active generation)	0.5-1 m/s (100-200 f/min.)	direct spray, spray painting in shallow booths, drum filling, conveyer loading, crusher dusts, gas discharge (active generation into zone of rapid air motion)	1-2.5 m/s (200-500 f/min.)	grinding, abrasive blasting, tumbling, high speed wheel generated dusts (released at high initial velocity into zone of very high rapid air motion).	2.5-10 m/s (500-2000 f/min.)
	Type of Contaminant:	Air Speed:									
	solvent, vapours, degreasing etc., evaporating from tank (in still air).	0.25-0.5 m/s (50-100 f/min.)									
aerosols, fumes from pouring operations, intermittent container filling, low speed conveyer transfers, welding, spray drift, plating acid fumes, pickling (released at low velocity into zone of active generation)	0.5-1 m/s (100-200 f/min.)										
direct spray, spray painting in shallow booths, drum filling, conveyer loading, crusher dusts, gas discharge (active generation into zone of rapid air motion)	1-2.5 m/s (200-500 f/min.)										
grinding, abrasive blasting, tumbling, high speed wheel generated dusts (released at high initial velocity into zone of very high rapid air motion).	2.5-10 m/s (500-2000 f/min.)										
Within each range the appropriate value depends on:											
<table><tr><td>Lower end of the range</td><td>Upper end of the range</td></tr><tr><td>1: Room air currents minimal or favourable to capture</td><td>1: Disturbing room air currents</td></tr><tr><td>2: Contaminants of low toxicity or of nuisance value only.</td><td>2: Contaminants of high toxicity</td></tr><tr><td>3: Intermittent, low production.</td><td>3: High production, heavy use</td></tr><tr><td>4: Large hood or large air mass in motion</td><td>4: Small hood-local control only</td></tr></table>	Lower end of the range	Upper end of the range	1: Room air currents minimal or favourable to capture	1: Disturbing room air currents	2: Contaminants of low toxicity or of nuisance value only.	2: Contaminants of high toxicity	3: Intermittent, low production.	3: High production, heavy use	4: Large hood or large air mass in motion	4: Small hood-local control only	
Lower end of the range	Upper end of the range										
1: Room air currents minimal or favourable to capture	1: Disturbing room air currents										
2: Contaminants of low toxicity or of nuisance value only.	2: Contaminants of high toxicity										
3: Intermittent, low production.	3: High production, heavy use										
4: Large hood or large air mass in motion	4: Small hood-local control only										
	Simple theory shows that air velocity falls rapidly with distance away from the opening of a simple extraction pipe. Velocity generally decreases with the square of distance from the extraction point (in simple cases). Therefore the air speed at the extraction point should be adjusted, accordingly, after reference to distance from the contaminating source. The air velocity at the extraction fan, for example, should be a minimum of 1-2 m/s (200-400 f/min) for extraction of solvents generated in a tank 2 meters distant from the extraction point. Other mechanical considerations, producing performance deficits within the extraction apparatus, make it essential that theoretical air velocities are multiplied by factors of 10 or more when extraction systems are installed or used.										
Personal protection	     										
Eye and face protection	<ul style="list-style-type: none">▶ Safety glasses with unperforated side shields may be used where continuous eye protection is desirable, as in laboratories; spectacles are not sufficient where complete eye protection is needed such as when handling bulk-quantities, where there is a danger of splashing, or if the material may be under pressure.▶ Chemical goggles whenever there is a danger of the material coming in contact with the eyes; goggles must be properly fitted.▶ Full face shield (20 cm, 8 in minimum) may be required for supplementary but never for primary protection of eyes; these afford face protection.▶ Alternatively a gas mask may replace splash goggles and face shields.▶ Contact lenses may pose a special hazard; soft contact lenses may absorb and concentrate irritants. A written policy document, describing the wearing of lenses or restrictions on use, should be created for each workplace or task. This should include a review of lens absorption and adsorption for the class of chemicals in use and an account of injury experience. Medical and first-aid personnel should be trained in their removal and suitable equipment should be readily available. In the event of chemical exposure, begin eye irrigation immediately and remove contact lens as soon as practicable. Lens should be removed at the first signs of eye redness or irritation - lens should be removed in a clean environment only after workers have washed hands thoroughly. [CDC NIOSH Current Intelligence Bulletin 59], [AS/NZS 1336 or national equivalent]										
Skin protection	See Hand protection below										
Hands/feet protection	<ul style="list-style-type: none">▶ Elbow length PVC gloves▶ When handling corrosive liquids, wear trousers or overalls outside of boots, to avoid spills entering boots. <p>The selection of suitable gloves does not only depend on the material, but also on further marks of quality which vary from manufacturer to manufacturer. Where the chemical is a preparation of several substances, the resistance of the glove material can not be calculated in advance and has therefore to be checked prior to the application.</p>										

GC

	<p>The exact break through time for substances has to be obtained from the manufacturer of the protective gloves and has to be observed when making a final choice.</p> <p>Suitability and durability of glove type is dependent on usage. Important factors in the selection of gloves include:</p> <ul style="list-style-type: none"> ▶ frequency and duration of contact, ▶ chemical resistance of glove material, ▶ glove thickness and ▶ dexterity <p>Select gloves tested to a relevant standard (e.g. Europe EN 374, US F739, AS/NZS 2161.1 or national equivalent).</p> <ul style="list-style-type: none"> ▶ When prolonged or frequently repeated contact may occur, a glove with a protection class of 5 or higher (breakthrough time greater than 240 minutes according to EN 374, AS/NZS 2161.10.1 or national equivalent) is recommended. ▶ When only brief contact is expected, a glove with a protection class of 3 or higher (breakthrough time greater than 60 minutes according to EN 374, AS/NZS 2161.10.1 or national equivalent) is recommended. ▶ Some glove polymer types are less affected by movement and this should be taken into account when considering gloves for long-term use. ▶ Contaminated gloves should be replaced. <p>Gloves must only be worn on clean hands. After using gloves, hands should be washed and dried thoroughly. Application of a non-perfumed moisturiser is recommended.</p>
Body protection	See Other protection below
Other protection	<ul style="list-style-type: none"> ▶ Overalls. ▶ PVC Apron. ▶ PVC protective suit may be required if exposure severe. ▶ Eyewash unit. ▶ Ensure there is ready access to a safety shower.
Thermal hazards	Not Available

Recommended material(s)

Respiratory protection

GLOVE SELECTION INDEX

Glove selection is based on a modified presentation of the:

"Forsberg Clothing Performance Index".

The effect(s) of the following substance(s) are taken into account in the **computer-generated** selection:

GC

Material	CPI
NATURAL RUBBER	B

* CPI - Chemwatch Performance Index

A: Best Selection

B: Satisfactory; may degrade after 4 hours continuous immersion

C: Poor to Dangerous Choice for other than short term immersion

NOTE: As a series of factors will influence the actual performance of the glove, a final selection must be based on detailed observation. -

* Where the glove is to be used on a short term, casual or infrequent basis, factors such as "feel" or convenience (e.g. disposability), may dictate a choice of gloves which might otherwise be unsuitable following long-term or frequent use. A qualified practitioner should be consulted.

SECTION 9 PHYSICAL AND CHEMICAL PROPERTIES

Information on basic physical and chemical properties

Appearance	Colourless odourless corrosive liquid; mixes with water.		
Physical state	Liquid	Relative density (Water = 1)	1.535
Odour	Not Available	Partition coefficient n-octanol / water	Not Available
Odour threshold	Not Available	Auto-ignition temperature (°C)	Not Available
pH (as supplied)	14	Decomposition temperature	Not Available
Melting point / freezing point (°C)	12	Viscosity (cSt)	Not Available
Initial boiling point and boiling range (°C)	142	Molecular weight (g/mol)	Not Applicable
Flash point (°C)	220	Taste	Not Available
Evaporation rate	>1 Ether = 1	Explosive properties	Not Available
Flammability	Not Applicable	Oxidising properties	Not Available
Upper Explosive Limit (%)	Not Available	Surface Tension (dyn/cm or mN/m)	Not Available
Lower Explosive Limit (%)	Not Available	Volatile Component (%vol)	Not Available
Vapour pressure (kPa)	0	Gas group	Not Available
Solubility in water (g/L)	Miscible	pH as a solution(1%)	Not Available
Vapour density (Air = 1)	Not Available	VOC g/L	Not Available

SECTION 10 STABILITY AND REACTIVITY

Reactivity	See section 7
------------	---------------

GC

Chemical stability	<ul style="list-style-type: none"> ▶ Unstable in the presence of incompatible materials. ▶ Product is considered stable. ▶ Hazardous polymerisation will not occur.
Possibility of hazardous reactions	See section 7
Conditions to avoid	See section 7
Incompatible materials	See section 7
Hazardous decomposition products	See section 5

SECTION 11 TOXICOLOGICAL INFORMATION

Information on toxicological effects

Inhaled	<p>Evidence shows, or practical experience predicts, that the material produces irritation of the respiratory system, in a substantial number of individuals, following inhalation. In contrast to most organs, the lung is able to respond to a chemical insult by first removing or neutralising the irritant and then repairing the damage. The repair process, which initially evolved to protect mammalian lungs from foreign matter and antigens, may however, produce further lung damage resulting in the impairment of gas exchange, the primary function of the lungs. Respiratory tract irritation often results in an inflammatory response involving the recruitment and activation of many cell types, mainly derived from the vascular system.</p> <p>Inhalation of alkaline corrosives may produce irritation of the respiratory tract with coughing, choking, pain and mucous membrane damage. Pulmonary oedema may develop in more severe cases; this may be immediate or in most cases following a latent period of 5-72 hours. Symptoms may include a tightness in the chest, dyspnoea, frothy sputum, cyanosis and dizziness. Findings may include hypotension, a weak and rapid pulse and moist rales.</p>
Ingestion	<p>Accidental ingestion of the material may be harmful; animal experiments indicate that ingestion of less than 150 gram may be fatal or may produce serious damage to the health of the individual.</p> <p>Ingestion of alkaline corrosives may produce immediate pain, and circumoral burns. Mucous membrane corrosive damage is characterised by a white appearance and soapy feel; this may then become brown, oedematous and ulcerated. Profuse salivation with an inability to swallow or speak may also result. Even where there is limited or no evidence of chemical burns, both the oesophagus and stomach may experience a burning pain; vomiting and diarrhoea may follow. The vomitus may be thick and may be slimy (mucous) and may eventually contain blood and shreds of mucosa. Epiglottal oedema may result in respiratory distress and asphyxia. Marked hypotension is symptomatic of shock; a weak and rapid pulse, shallow respiration and clammy skin may also be evident. Circulatory collapse may occur and, if uncorrected, may produce renal failure. Severe exposures may result in oesophageal or gastric perforation accompanied by mediastinitis, substernal pain, peritonitis, abdominal rigidity and fever. Although oesophageal, gastric or pyloric stricture may be evident initially, these may occur after weeks or even months and years. Death may be quick and results from asphyxia, circulatory collapse or aspiration of even minute amounts. Death may also be delayed as a result of perforation, pneumonia or the effects of stricture formation.</p>
Skin Contact	<p>The material can produce severe chemical burns following direct contact with the skin.</p> <p>Skin contact with alkaline corrosives may produce severe pain and burns; brownish stains may develop. The corroded area may be soft, gelatinous and necrotic; tissue destruction may be deep.</p> <p>Open cuts, abraded or irritated skin should not be exposed to this material</p> <p>Entry into the blood-stream through, for example, cuts, abrasions, puncture wounds or lesions, may produce systemic injury with harmful effects. Examine the skin prior to the use of the material and ensure that any external damage is suitably protected.</p> <p>The material produces severe skin irritation; evidence exists, or practical experience predicts, that the material either:</p> <ul style="list-style-type: none"> ▶ produces severe inflammation of the skin in a substantial number of individuals following direct contact, and/or ▶ produces significant and severe inflammation when applied to the healthy intact skin of animals (for up to four hours), such inflammation being present twenty-four hours or more after the end of the exposure period. ▶ Skin irritation may also be present after prolonged or repeated exposure; this may result in a form of contact dermatitis (nonallergic). The dermatitis is often characterised by skin redness (erythema) and swelling (oedema) which may progress to blistering (vesiculation), scaling and thickening of the epidermis. At the microscopic level there may be intercellular oedema of the spongy layer of the skin (spongiosis) and intracellular oedema of the epidermis. <p>NOTE: Prolonged contact is unlikely, given the severity of response, but repeated exposures may produce severe ulceration.</p>
Eye	<p>When applied to the eye(s) of animals, the material produces severe ocular lesions which are present twenty-four hours or more after instillation.</p> <p>Direct contact with alkaline corrosives may produce pain and burns. Oedema, destruction of the epithelium, corneal opacification and iritis may occur. In less severe cases these symptoms tend to resolve. In severe injuries the full extent of the damage may not be immediately apparent with late complications comprising a persistent oedema, vascularisation and corneal scarring, permanent opacity, staphyloma, cataract, symblepharon and loss of sight.</p>
Chronic	<p>Repeated or prolonged exposure to corrosives may result in the erosion of teeth, inflammatory and ulcerative changes in the mouth and necrosis (rarely) of the jaw. Bronchial irritation, with cough, and frequent attacks of bronchial pneumonia may ensue. Gastrointestinal disturbances may also occur. Chronic exposures may result in dermatitis and/or conjunctivitis.</p> <p>Long-term exposure to respiratory irritants may result in disease of the airways involving difficult breathing and related systemic problems.</p>

GC	<table> <tr> <th>TOXICITY</th><th>IRRITATION</th></tr> <tr> <td>Oral (Rat) LD50: 325 mg/kg</td><td>Not Available</td></tr> </table>	TOXICITY	IRRITATION	Oral (Rat) LD50: 325 mg/kg	Not Available								
TOXICITY	IRRITATION												
Oral (Rat) LD50: 325 mg/kg	Not Available												
sodium hydroxide	<table> <tr> <th>TOXICITY</th><th>IRRITATION</th></tr> <tr> <td></td><td>Eye (rabbit): 0.05 mg/24h SEVERE</td></tr> <tr> <td></td><td>Eye (rabbit): 1 mg/24h SEVERE</td></tr> <tr> <td></td><td>Eye (rabbit): 1 mg/30s rinsed-SEVERE</td></tr> <tr> <td></td><td>Skin (rabbit): 500 mg/24h SEVERE</td></tr> <tr> <td>Not Available</td><td>Not Available</td></tr> </table>	TOXICITY	IRRITATION		Eye (rabbit): 0.05 mg/24h SEVERE		Eye (rabbit): 1 mg/24h SEVERE		Eye (rabbit): 1 mg/30s rinsed-SEVERE		Skin (rabbit): 500 mg/24h SEVERE	Not Available	Not Available
TOXICITY	IRRITATION												
	Eye (rabbit): 0.05 mg/24h SEVERE												
	Eye (rabbit): 1 mg/24h SEVERE												
	Eye (rabbit): 1 mg/30s rinsed-SEVERE												
	Skin (rabbit): 500 mg/24h SEVERE												
Not Available	Not Available												

* Value obtained from manufacturer's msds

unless otherwise specified data extracted from RTECS - Register of Toxic Effects of Chemical Substances

SODIUM HYDROXIDE	<p>The material may produce severe irritation to the eye causing pronounced inflammation. Repeated or prolonged exposure to irritants may produce conjunctivitis.</p> <p>The material may produce severe skin irritation after prolonged or repeated exposure, and may produce a contact dermatitis (nonallergic). This form of dermatitis is often characterised by skin redness (erythema) thickening of the epidermis.</p>
-------------------------	---

Continued...

GC

Histologically there may be intercellular oedema of the spongy layer (spongiosis) and intracellular oedema of the epidermis. Prolonged contact is unlikely, given the severity of response, but repeated exposures may produce severe ulceration.

Asthma-like symptoms may continue for months or even years after exposure to the material ceases. This may be due to a non-allergenic condition known as reactive airways dysfunction syndrome (RADS) which can occur following exposure to high levels of highly irritating compound. Key criteria for the diagnosis of RADS include the absence of preceding respiratory disease, in a non-atopic individual, with abrupt onset of persistent asthma-like symptoms within minutes to hours of a documented exposure to the irritant. A reversible airflow pattern, on spirometry, with the presence of moderate to severe bronchial hyperreactivity on methacholine challenge testing and the lack of minimal lymphocytic inflammation, without eosinophilia, have also been included in the criteria for diagnosis of RADS. RADS (or asthma) following an irritating inhalation is an infrequent disorder with rates related to the concentration of and duration of exposure to the irritating substance. Industrial bronchitis, on the other hand, is a disorder that occurs as result of exposure due to high concentrations of irritating substance (often particulate in nature) and is completely reversible after exposure ceases. The disorder is characterised by dyspnea, cough and mucus production.

Acute Toxicity	✓	Carcinogenicity	⊖
Skin Irritation/Corrosion	✓	Reproductivity	⊖
Serious Eye Damage/Irritation	✓	STOT - Single Exposure	⊖
Respiratory or Skin sensitisation	⊖	STOT - Repeated Exposure	⊖
Mutagenicity	⊖	Aspiration Hazard	⊖

Legend: ✓ – Data required to make classification available
 ✗ – Data available but does not fill the criteria for classification
 ⊖ – Data Not Available to make classification

CMR STATUS

RESPIRATORY	sodium hydroxide	US - California OEHHA/ARB - Acute Reference Exposure Levels and Target Organs (RELs) - Respiratory	X
SKIN	sodium hydroxide	US - California OEHHA/ARB - Acute Reference Exposure Levels and Target Organs (RELs) - Skin	X

SECTION 12 ECOLOGICAL INFORMATION

Toxicity

Prevent, by any means available, spillage from entering drains or water courses.

DO NOT discharge into sewer or waterways.

Persistence and degradability

Ingredient	Persistence: Water/Soil	Persistence: Air
sodium hydroxide	high	high

Bioaccumulative potential

Ingredient	Bioaccumulation
sodium hydroxide	low (BCF = 3.162)

Mobility in soil

Ingredient	Mobility
sodium hydroxide	low (KOC = 14.3)

SECTION 13 DISPOSAL CONSIDERATIONS

Waste treatment methods


Product / Packaging disposal	<ul style="list-style-type: none"> Containers may still present a chemical hazard/ danger when empty. Return to supplier for reuse/ recycling if possible. <p>Otherwise:</p> <ul style="list-style-type: none"> If container can not be cleaned sufficiently well to ensure that residuals do not remain or if the container cannot be used to store the same product, then puncture containers, to prevent re-use, and bury at an authorised landfill. Where possible retain label warnings and MSDS and observe all notices pertaining to the product. <p>Legislation addressing waste disposal requirements may differ by country, state and/ or territory. Each user must refer to laws operating in their area. In some areas, certain wastes must be tracked.</p> <p>A Hierarchy of Controls seems to be common - the user should investigate:</p> <ul style="list-style-type: none"> Reduction Reuse Recycling Disposal (if all else fails) <p>This material may be recycled if unused, or if it has not been contaminated so as to make it unsuitable for its intended use. If it has been contaminated, it may be possible to reclaim the product by filtration, distillation or some other means. Shelf life considerations should also be applied in making decisions of this type. Note that properties of a material may change in use, and recycling or reuse may not always be appropriate.</p> <ul style="list-style-type: none"> DO NOT allow wash water from cleaning or process equipment to enter drains. It may be necessary to collect all wash water for treatment before disposal. In all cases disposal to sewer may be subject to local laws and regulations and these should be considered first. Where in doubt contact the responsible authority. Recycle wherever possible. Consult manufacturer for recycling options or consult local or regional waste management authority for disposal if no suitable treatment or disposal facility can be identified. Treat and neutralise at an approved treatment plant. Treatment should involve: Neutralisation with suitable dilute acid followed by: burial in a land-fill specifically licenced to accept chemical and / or pharmaceutical wastes or Incineration in a licenced apparatus (after admixture with suitable combustible material).
------------------------------	--

Continued...

► Decontaminate empty containers. Observe all label safeguards until containers are cleaned and destroyed.

SECTION 14 TRANSPORT INFORMATION

Labels Required

	
Marine Pollutant	NO

Land transport (DOT)

UN number	1824
Packing group	II
UN proper shipping name	Sodium hydroxide solution
Environmental hazard	No relevant data
Transport hazard class(es)	Class : 8
Special precautions for user	Special provisions : B2, IB2, N34, T7, TP2

Air transport (ICAO-IATA / DGR)

UN number	1824
Packing group	II
UN proper shipping name	Sodium hydroxide solution
Environmental hazard	No relevant data
Transport hazard class(es)	ICAO/IATA Class : 8 ICAO / IATA Subrisk : Not Applicable ERG Code : 8L
Special precautions for user	Special provisions : A3A803 Cargo Only Packing Instructions : 855 Cargo Only Maximum Qty / Pack : 30 L Passenger and Cargo Packing Instructions : 851 Passenger and Cargo Maximum Qty / Pack : 1 L Passenger and Cargo Limited Quantity Packing Instructions : Y840 Passenger and Cargo Limited Maximum Qty / Pack : 0.5 L

Sea transport (IMDG-Code / GGVSee)

UN number	1824
Packing group	II
UN proper shipping name	SODIUM HYDROXIDE SOLUTION
Environmental hazard	No relevant data
Transport hazard class(es)	IMDG Class : 8 IMDG Subrisk : Not Applicable
Special precautions for user	EMS Number : F-A , S-B Special provisions : Not Applicable Limited Quantities : 1 L

SECTION 15 REGULATORY INFORMATION

Safety, health and environmental regulations / legislation specific for the substance or mixture

sodium hydroxide(1310-73-2) is found on the following regulatory lists	"US - Tennessee Occupational Exposure Limits - Limits For Air Contaminants", "US - California Permissible Exposure Limits for Chemical Contaminants", "US - Idaho - Limits for Air Contaminants", "US - Hawaii Air Contaminant Limits", "US - Vermont Permissible Exposure Limits Table Z-1-A Final Rule Limits for Air Contaminants", "US - Michigan Exposure Limits for Air Contaminants", "US - Oregon Permissible Exposure Limits (Z-1)", "US - Washington Toxic air pollutants and their ASIL, SQER and de minimis emission values", "US - California OEHHA/ARB - Acute Reference Exposure Levels and Target Organs (RELs)", "US NIOSH Recommended Exposure Limits (RELs)", "US - Alaska Limits for Air Contaminants", "US - Washington Permissible exposure limits of air contaminants", "US - Minnesota Permissible Exposure Limits (PELs)", "US ACGIH Threshold Limit Values (TLV)", "US - Vermont Permissible Exposure Limits Table Z-1-A Transitional Limits for Air Contaminants", "US Toxic Substances Control Act (TSCA) - Chemical Substance Inventory", "US - Wyoming Toxic and Hazardous Substances Table Z1 Limits for Air Contaminants", "US OSHA Permissible Exposure Levels (PELs) - Table Z1"
--	--

SECTION 16 OTHER INFORMATION

Other information

Classification of the preparation and its individual components has drawn on official and authoritative sources as well as independent review by the Chemwatch Classification committee using available literature references.

A list of reference resources used to assist the committee may be found at:

www.chemwatch.net/references

The (M)SDS is a Hazard Communication tool and should be used to assist in the Risk Assessment. Many factors determine whether the reported Hazards are Risks in the workplace or other settings. Risks may be determined by reference to Exposures Scenarios. Scale of use, frequency of use and current or available engineering controls must be considered.